

# Non-Mydriatic Retinal Camera TRC-NW300

NEW



AUTO  
Focus  
Exposure  
Shoot



CONNECTING VISIONS

# Ease of use combined with high image quality

Topcon reaches yet another milestone for ophthalmic instrumentation with the introduction of the TRC-NW300 Non-Mydriatic Retinal Camera. Built upon more than 40 years of experience in the manufacturing of retinal cameras, this modern instrument combines a simple method of image capture with superior image quality, by means of our unique 8 megapixel CCD camera.



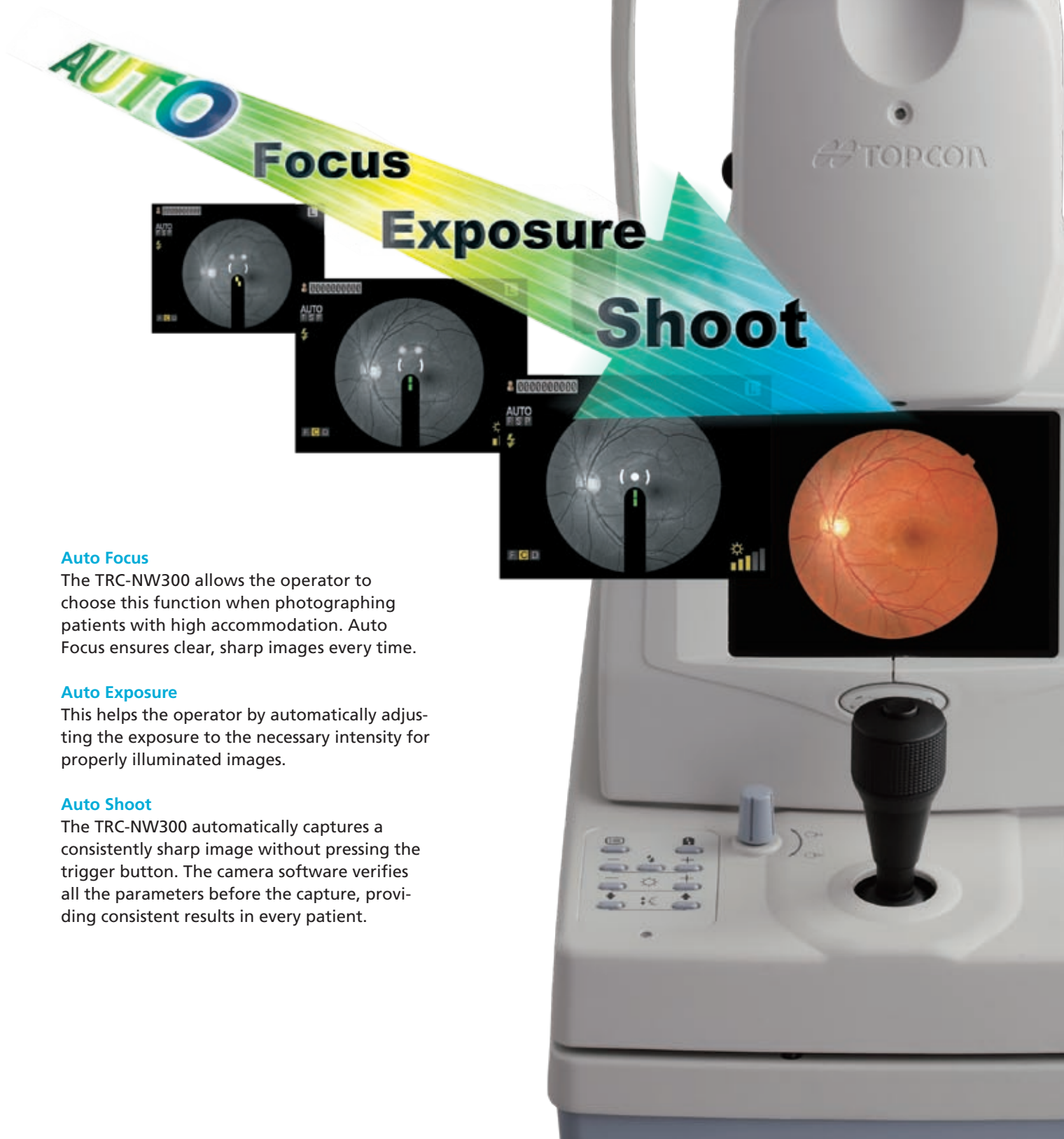
## Features

- Auto Focus, Auto Exposure & Auto Shoot
- All-in-One Design
- Auto Small Pupil Detection
- Direct Printout
- Imaging System Capability

# Simple to use!

## Easy Alignment

Alignment is easily accomplished by simply overlapping two bright spots on the monitor. The operator remains in control of the image centering for consistent results.



## Auto Focus

The TRC-NW300 allows the operator to choose this function when photographing patients with high accommodation. Auto Focus ensures clear, sharp images every time.

## Auto Exposure

This helps the operator by automatically adjusting the exposure to the necessary intensity for properly illuminated images.

## Auto Shoot

The TRC-NW300 automatically captures a consistently sharp image without pressing the trigger button. The camera software verifies all the parameters before the capture, providing consistent results in every patient.

# All-in-One Design

## All-in-One Design

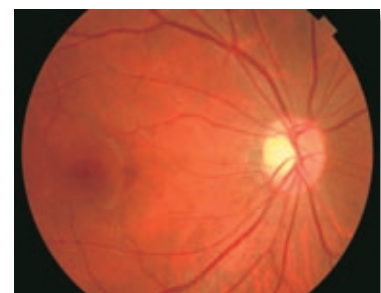
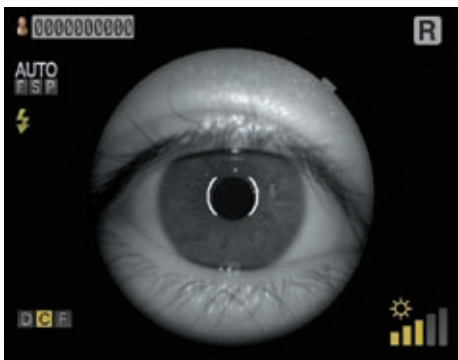
The TRC-NW300 features a built-in 8 megapixel CCD camera, which gives high quality imaging and an aesthetic appearance to the retinal camera itself. Thanks to this integrated design, external cabling is avoided, making operation simpler and faster. The all-in-one design is also beneficial for portability of the instrument.



## Auto Small Pupil Detection

The TRC-NW300 can capture with a minimum pupil diameter of 3.3mm when the small pupil feature is used. This is a great advantage when photographing elderly patients, asymmetric pupils etc.

The image will be consistently illuminated with equally spread flash intensity. The small pupil feature automatically switches on when a small pupil diameter is detected.



## Lower Flash Intensity

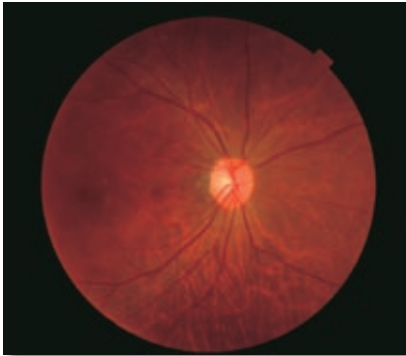
With advanced software that allows for accurate control of the capturing process, the TRC-NW300 can optimize the exposure settings and lower the flash intensity, thereby increasing patient comfort and repeatability.

Because of its innovative features including auto small pupil detection and low flash intensity, the TRC-NW300 will allow for more images to be captured before pupil constriction becomes a factor.

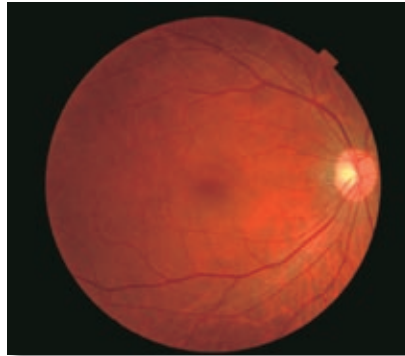
### Fixation Target

In accordance with the requirements for diabetic screening, the TRC-NW300 offers central, nasal and temporal targets. The Optic Disc, the Macula and the Fovea can

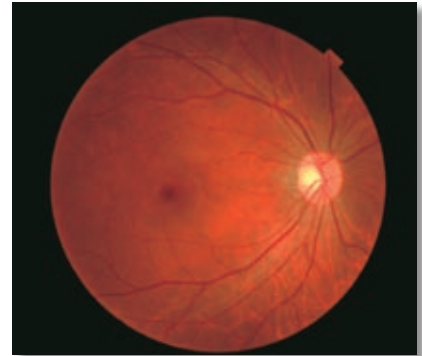
be specifically positioned for diagnostic photography. An External Fixation Target is optionally available for added flexibility.




Optic Disc "D"



Center "C"



Fovea "F"



### Data storage and Transmission

Thanks to the Windows operating system incorporated in the TRC-NW300, images can be viewed and stored instantly on a USB memory stick or CF card.

### System Chart



### IMAGEnet™

Using comprehensive software for capturing, processing, archiving and consulting, IMAGEnet™ systems expand the clinical applications of the TRC-NW300.

### Direct Printout

The TRC-NW300 has the added feature of direct printout to a digital printer (with the use of PictBridge, and some models of USB) without the need for an external computer. This feature improves portability of the instrument.

## Specifications

<b>Picture angle</b>	45°
<b>Working distance</b>	40.7mm
<b>Photographable area of pupil</b>	4.0mm or more (Ø3.3mm or more when the small pupil diaphragm is used)
<b>Focus range to correct the refractive errors of the patient's eye</b>	0 : -13D to +12D * <sup>1</sup> - : -33D to -12D + : +9D to +40D
<b>Internal fixation target</b>	Center : Fixed 4 points Temporal side : Fixed 1 point Nasal side : Fixed 1 point Right / left eye automatic detection
<b>Auto focus function</b>	Used only in the split line working range ( This can be turned ON / OFF )
<b>Base movement</b>	Back-forth : 46mm Right-left : 100mm Up-down : 30mm
<b>Chinrest movemen</b>	67mm
<b>Dimensions</b>	274mm(W) × 508mm(D) × 528-558mm(H)
<b>Weight</b>	22.7kg

\*<sup>1</sup> Split line working range

## Optional Accessory



External Fixation Target



### IMPORTANT

Subject to change in design and/or specifications without advanced notice.

In order to obtain the best results with this instrument, please be sure to review all user instructions prior to operation.

#### Topcon Europe Medical B.V.

Essebaan 11; 2908 LJ Capelle a/d IJssel; P.O. Box 145;  
2900 AC Capelle a/d IJssel; The Netherlands  
Phone: +31-(0)10-4585077; Fax: +31-(0)10-4585045  
E-mail: medical@topcon.nl; www.topcon.eu

#### Topcon Danmark

Praestemarksvej 25; 4000 Roskilde, Danmark  
Phone: +45-46-327500; Fax: +45-46-327555  
E-mail: topcon@topcondanmark.dk  
www.topcondanmark.dk

#### Topcon Scandinavia A.B.

Neogatan 2; P.O. Box 25; 43151 Mölndal, Sweden  
Phone: +46-(0)31-7109200; Fax: +46-(0)31-7109249  
E-mail: medical@topcon.se; www.topcon.se

#### Topcon España S.A.

HEAD OFFICE; Frederic Mompou, 5;  
08960 Sant Just Desvern; Barcelona, Spain  
Phone: +34-93-4734057; Fax: +34-93-4733932  
E-mail: medica@topcon.es; www.topcon.es

#### Topcon Italy

Viale dell' Industria 60;  
20037 PADERNO DUGNANO; (MI) ITALY  
Phone: +39-02-9186671; Fax: +39-02-91081091  
E-mail: topconitaly@tiscali.it; www.topcon.it

#### Topcon S.A.R.L.

HEAD OFFICE; 89, rue de Paris; 92585 Clichy, France  
Phone: +33-(0)1-41069494; Fax: +33-(0)1-47390251  
E-mail: topcon@topcon.fr; www.topcon.fr

#### Topcon Deutschland GmbH

Hanns-Martin-Schleyer Strasse 41;  
D-47877 Willich, Germany  
Phone: (+49) 2154-885-0; Fax: (+49) 2154-885-177  
E-mail: med@topcon.de; www.topcon.de

#### Topcon Portugal

Rua da Forte, 6-6A, L-0.22; 2790-072  
Carnaxide; Portugal  
Phone: +351-210-994626 Fax: +351-210-938786  
www.topcon.pt

#### Topcon Polska Sp. z o.o.

ul. Warszawska 23; 42-470 Siewierz; Poland  
Phone: +48-(0)32-670-50-45; Fax: +48-(0)32-671-34-05  
www.topcon-polska.pl

#### Topcon (Great Britain) Ltd.

Topcon House; Kennet Side; Bone Lane; Newbury  
Berkshire RG14 5PX; United Kingdom  
Phone: +44-(0)1635-551120; Fax: +44-(0)1635-551170  
E-mail: info@topcon.co.uk; www.topcon.co.uk

#### Topcon Ireland

Unit 276, Blanchardstown; Corporate Park 2  
Ballycoolin; Dublin 15  
Phone: +353-18975900; Fax: +353-18293915  
Email: medical@topcon.ie; www.topcon.ie